

GRUNDFOS Circulating Pumps

STAINLESS STEEL - CAST *IRON BODY

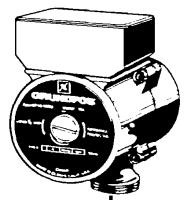
	Max Temp - Max Head - Watts - Amps - Width - HP	
*UPS15 - 58FC	230°F -- 19.5' -- 87W -- .75A -- 6.50" -- 1/25 th Hp	\$ 195.00
UP15 - 29S U	230°F -- 9.7' -- 87W -- .75A -- 6.50" -- 1/25 th Hp	341.00
UPS15 - 35S (F/U)C	165°F -- 12' -- 110W -- .95A -- 6.50" -- 1/25 th Hp	384.00
UPS15 - 55S (F/U)C	230°F -- 18' -- 87W -- .75A -- 6.50" -- 1/12 th Hp	575.00

UPS = 3-Speed Pumps

Timer Control \$ 110.00

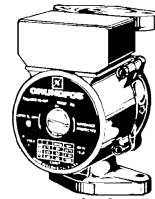
Thermostatic Control 45.00

{ On @ 105°F - Off @ 115°F }



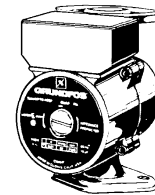
STAINLESS STEEL

UP 15-18SU
 UP 15-42SU
 UP 25-64SU



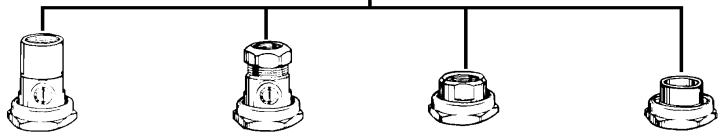
CAST IRON

UP 15-42F
 UP 26-64F
 UP 26-96F
 UP 43-75F



STAINLESS STEEL OR BRONZE

UP 15-42SF
 UP 25-64SF
 UP 26-96BF
 UP 43-75BF

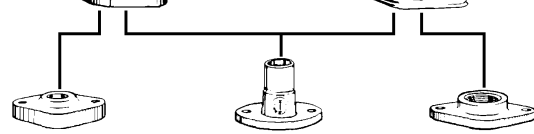


Union Ips Valve
 1/2 & 3/4" Sets
\$ 51.00

Union Comp. Valve
 3/4" Sets
\$ 51.00

Ips Half Union
 3/4" Sets
\$ 43.00

Cop Half Union
 1/2 & 3/4" Sets
\$ 43.00

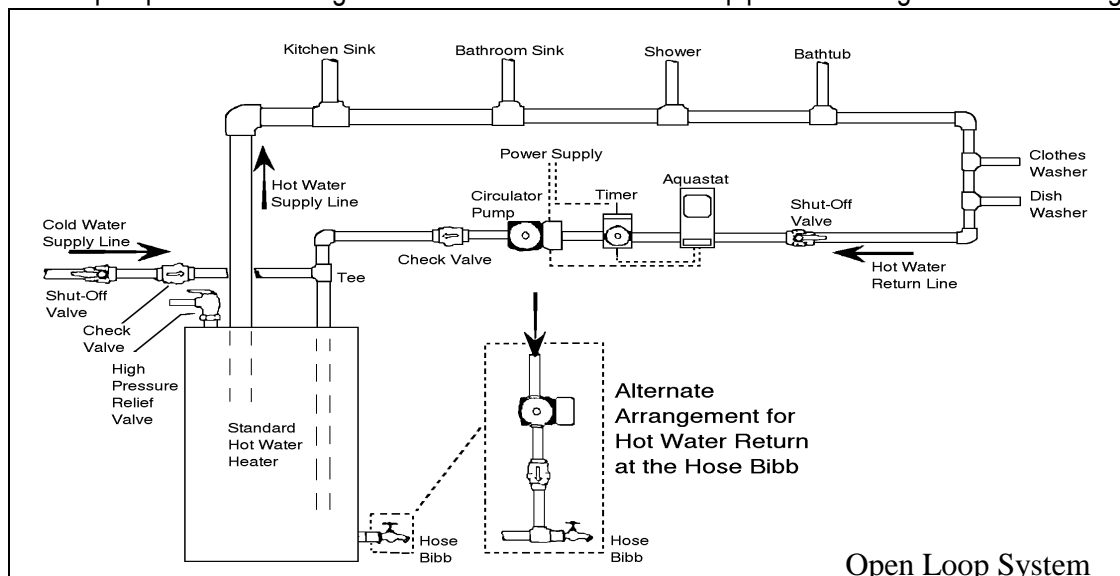


Cast Iron Flange
 3/4, 1, 1 1/4, Set
\$ 19.00

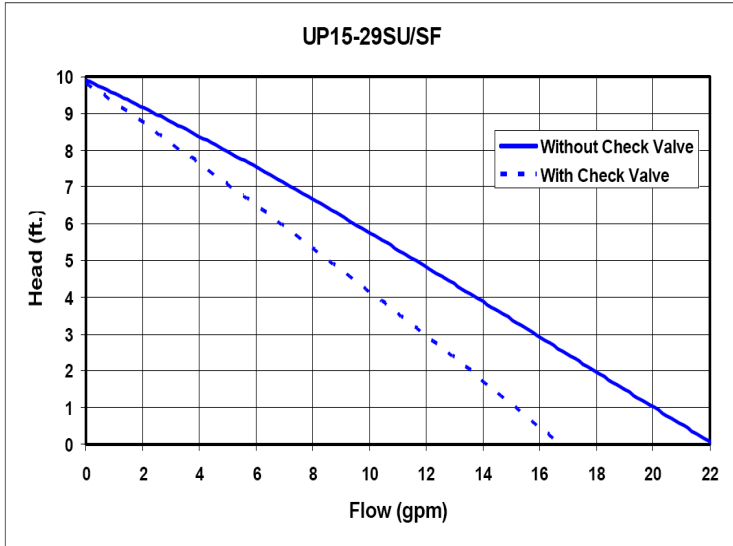
Bronze Flg. Valve
 3/4, 1, Flange Set
\$ 72.00

Bronze Flanges
 3/4 & 1" Flange Set
\$ 65.00

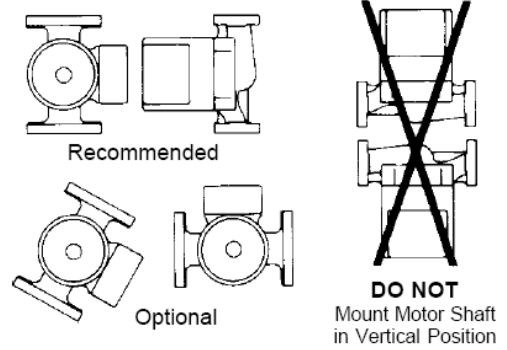
Put the pump on the back leg of the hot water circuit. Use 3/4" pipe size or larger for the back leg.



Pump Curves



Mounting Positions



FOR INDOOR USE ONLY

